

3 Spider Flower
Cleome hassleriana

Dave's Garden
Spider Flower

Cleome hassleriana




1 Dave's Garden "For Gardeners...By Gardeners" <http://davesgarden.com/>

2 harvested in:

3 Spider Flower
Cleome hassleriana

Dave's Garden
Spider Flower

Cleome hassleriana



1 Dave's Garden "For Gardeners...By Gardeners" <http://davesgarden.com/>

2 harvested in:

3 Spider Flower
Cleome hassleriana

Dave's Garden
Spider Flower

Cleome hassleriana




1 Dave's Garden "For Gardeners...By Gardeners" <http://davesgarden.com/>

2 harvested in:

3 Spider Flower
Cleome hassleriana

Dave's Garden
Spider Flower

Cleome hassleriana




1 Dave's Garden "For Gardeners...By Gardeners" <http://davesgarden.com/>

2 harvested in:

3 Spider Flower
Cleome hassleriana

Dave's Garden
Spider Flower

Cleome hassleriana



1 Dave's Garden "For Gardeners...By Gardeners" <http://davesgarden.com/>

2 harvested in:

3 Spider Flower
Cleome hassleriana

Dave's Garden
Spider Flower

Cleome hassleriana




1 Dave's Garden "For Gardeners...By Gardeners" <http://davesgarden.com/>

2 harvested in:

3 Spider Flower
Cleome hassleriana

Dave's Garden
Spider Flower

Cleome hassleriana



1 Dave's Garden "For Gardeners...By Gardeners" <http://davesgarden.com/>

2 harvested in:

3 Spider Flower
Cleome hassleriana

Dave's Garden
Spider Flower

Cleome hassleriana



1 Dave's Garden "For Gardeners...By Gardeners" <http://davesgarden.com/>

2 harvested in:

3 Spider Flower
Cleome hassleriana

Dave's Garden
Spider Flower

Cleome hassleriana



1 Dave's Garden "For Gardeners...By Gardeners" <http://davesgarden.com/>

2 harvested in:

3 Spider Flower
Cleome hassleriana

Dave's Garden
Spider Flower

Cleome hassleriana



1 Dave's Garden "For Gardeners...By Gardeners" <http://davesgarden.com/>



Full Sun

1/8"

12-24"

36-48"

The buds at the lower end of the flower stem bloom first and then proceed sequentially toward the tip which continues to grow and extend over the course of the season. HI Annuals, Zone 4-11. Height 36-48".

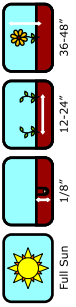
BLOOMS from Late Spring to Early Fall.

SOW directly in garden in sandy soil in full sun, from fall to early spring. Sow seeds thinly and barely cover with 1/8" of fine soil. Firm lightly and keep evenly moist. Seedlings emerge in 10 - 14 days depending on soil and weather conditions.

GARDEN HINTS:

To get a head start, Pre-chill seeds for two weeks. Sow seeds indoors about 6 weeks before outdoor planting time. Transplant after danger of frost.

For more info, log on to Dave's Garden. <http://davesgarden.com/guides/pl/90/6/>



Full Sun

1/8"

12-24"

36-48"

The buds at the lower end of the flower stem bloom first and then proceed sequentially toward the tip which continues to grow and extend over the course of the season. HI Annuals, Zone 4-11. Height 36-48".

BLOOMS from Late Spring to Early Fall.

SOW directly in garden in sandy soil in full sun, from fall to early spring. Sow seeds thinly and barely cover with 1/8" of fine soil. Firm lightly and keep evenly moist. Seedlings emerge in 10 - 14 days depending on soil and weather conditions.

GARDEN HINTS:

To get a head start, Pre-chill seeds for two weeks. Sow seeds indoors about 6 weeks before outdoor planting time. Transplant after danger of frost.

For more info, log on to Dave's Garden. <http://davesgarden.com/guides/pl/90/6/>



Full Sun

1/8"

12-24"

36-48"

The buds at the lower end of the flower stem bloom first and then proceed sequentially toward the tip which continues to grow and extend over the course of the season. HI Annuals, Zone 4-11. Height 36-48".

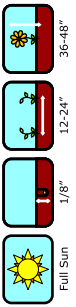
BLOOMS from Late Spring to Early Fall.

SOW directly in garden in sandy soil in full sun, from fall to early spring. Sow seeds thinly and barely cover with 1/8" of fine soil. Firm lightly and keep evenly moist. Seedlings emerge in 10 - 14 days depending on soil and weather conditions.

GARDEN HINTS:

To get a head start, Pre-chill seeds for two weeks. Sow seeds indoors about 6 weeks before outdoor planting time. Transplant after danger of frost.

For more info, log on to Dave's Garden. <http://davesgarden.com/guides/pl/90/6/>



Full Sun

1/8"

12-24"

36-48"

The buds at the lower end of the flower stem bloom first and then proceed sequentially toward the tip which continues to grow and extend over the course of the season. HI Annuals, Zone 4-11. Height 36-48".

BLOOMS from Late Spring to Early Fall.

SOW directly in garden in sandy soil in full sun, from fall to early spring. Sow seeds thinly and barely cover with 1/8" of fine soil. Firm lightly and keep evenly moist. Seedlings emerge in 10 - 14 days depending on soil and weather conditions.

GARDEN HINTS:

To get a head start, Pre-chill seeds for two weeks. Sow seeds indoors about 6 weeks before outdoor planting time. Transplant after danger of frost.

For more info, log on to Dave's Garden. <http://davesgarden.com/guides/pl/90/6/>



Full Sun

1/8"

12-24"

36-48"

The buds at the lower end of the flower stem bloom first and then proceed sequentially toward the tip which continues to grow and extend over the course of the season. HI Annuals, Zone 4-11. Height 36-48".

BLOOMS from Late Spring to Early Fall.

SOW directly in garden in sandy soil in full sun, from fall to early spring. Sow seeds thinly and barely cover with 1/8" of fine soil. Firm lightly and keep evenly moist. Seedlings emerge in 10 - 14 days depending on soil and weather conditions.

GARDEN HINTS:

To get a head start, Pre-chill seeds for two weeks. Sow seeds indoors about 6 weeks before outdoor planting time. Transplant after danger of frost.

For more info, log on to Dave's Garden. <http://davesgarden.com/guides/pl/90/6/>